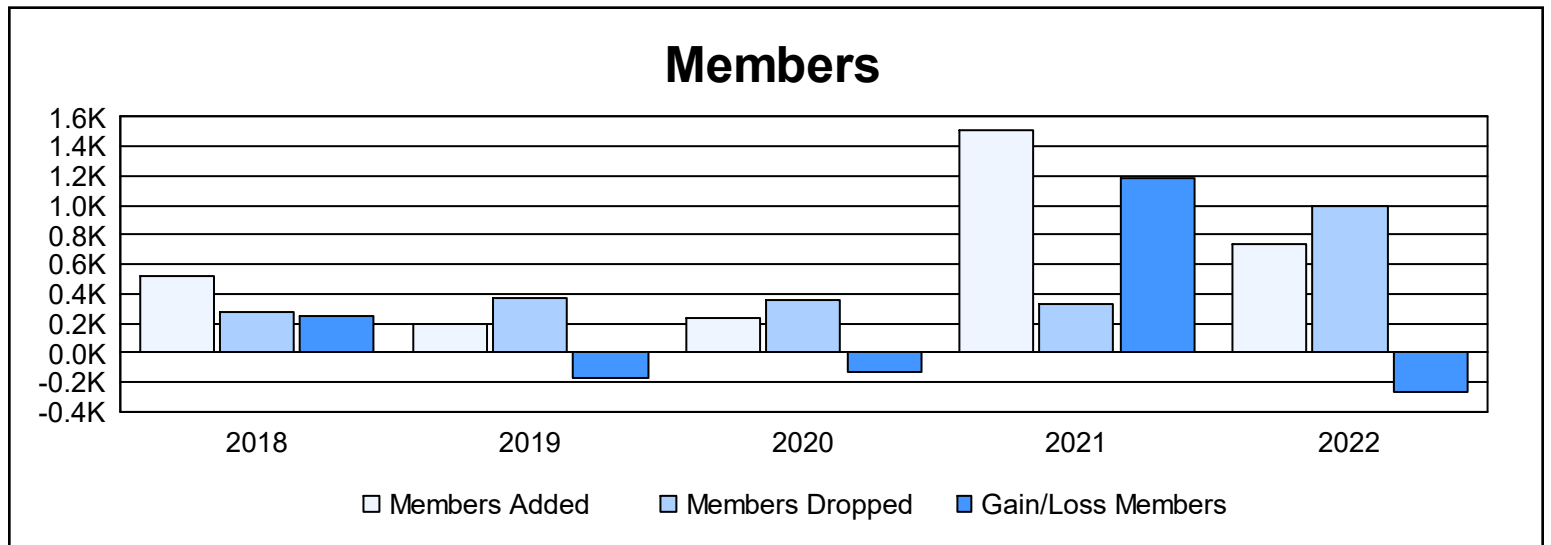
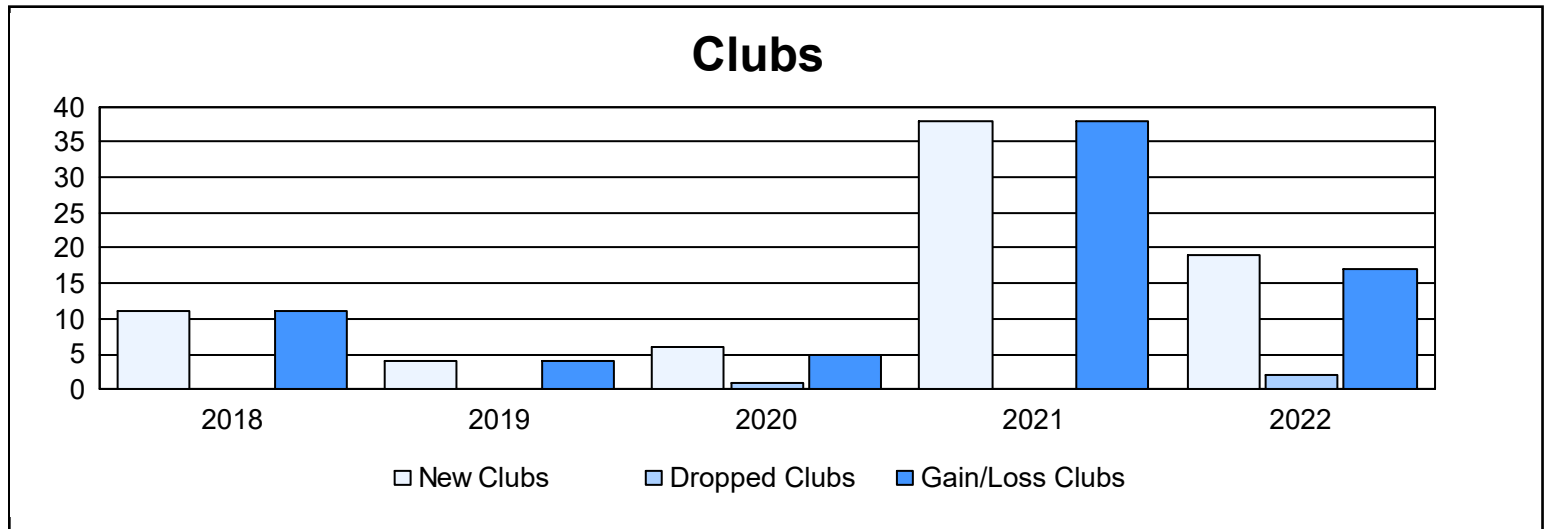
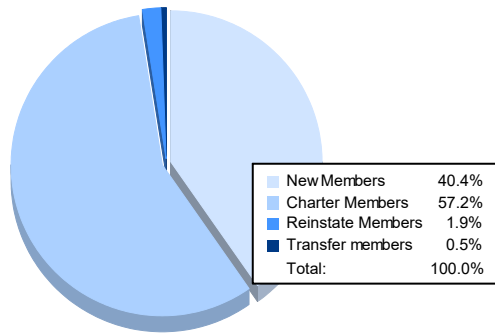


Year	New Clubs	Dropped Clubs	Gain/ Loss Clubs	New Members	Charter Members	Reinstate Members	Transfer Members	Total Member Added	Total Members Dropped	Gain/ Loss Members
2017-2018	11	0	11	244	253	17	3	517	274	243
2018-2019	4	0	4	99	89	8	5	201	375	-174
2019-2020	6	1	5	79	142	9	1	231	360	-129
2020-2021	38	0	38	605	899	5	2	1,511	327	1,184
2021-2022	19	2	17	296	419	14	4	733	993	-260
<b>Average</b>	<b>16</b>	<b>1</b>	<b>15</b>	<b>265</b>	<b>360</b>	<b>11</b>	<b>3</b>	<b>639</b>	<b>466</b>	<b>173</b>



### Membership Composition June 2022 Cumulative



### Gender Composition June 2022 Cumulative

